
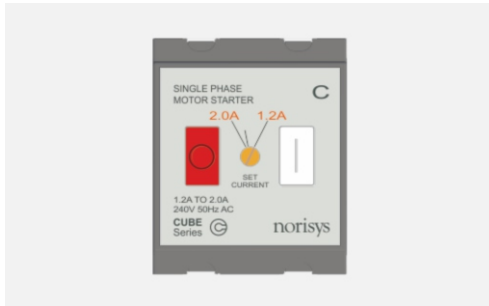


CUBE Series

C525C .02

Motor Starter 1.20 A -2.00 A 1/3 HP Pump Quartz Gray - for mounting with CUBE Series

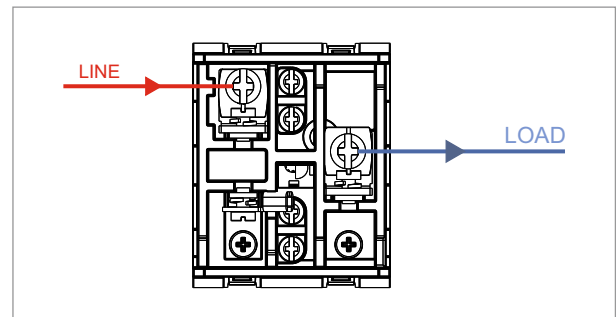


5267.51.8

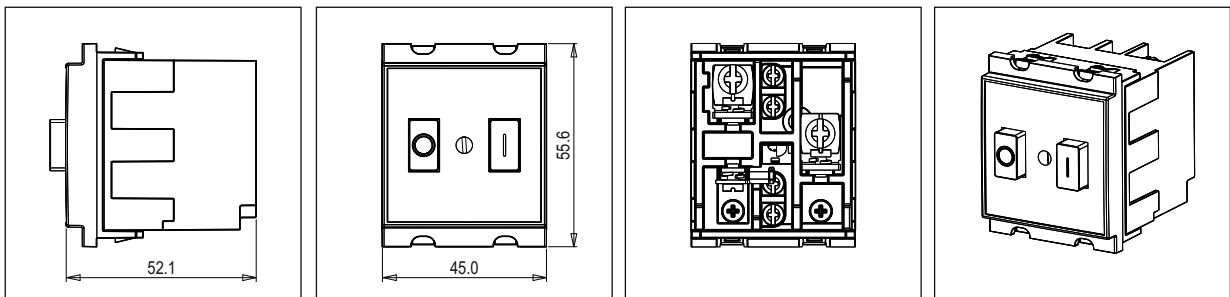


Code:	C525C .02
Series:	CUBE Series
Family:	Single Phase Motor Starters
Module Size:	Two Module
Colour:	Quartz Gray
Mark:	Norisys
Rated supply voltage:	240V
Maximum resistive load:	1.20A-2.00A
Dimensions:	55.6mm x 45.0mm x 52.1mm
Weight:	110.8g


Wiring Diagram:



Drawings:



Installation:



Installation of the product should be carried out in compliance with the current regulations regarding the installation of electrical systems in the country where the product is installed.

The product should be installed by a trained professional following all safety norms.

Keep away from water and wet surfaces. While mounting the product, hands should not be wet.