



**CUBE Series**

**C525A .02**

Motor Starter 0.60 A -1.00 A 1/8 HP Pump Quartz Gray - for mounting with CUBE Series

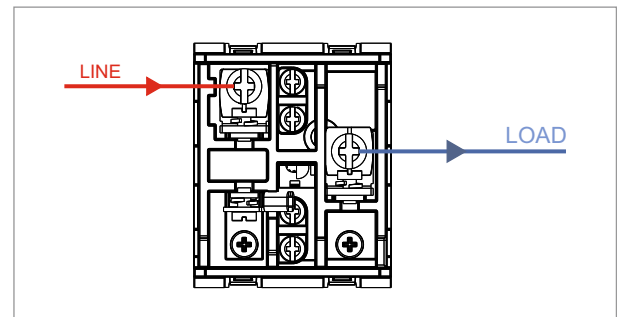


5267.51.8

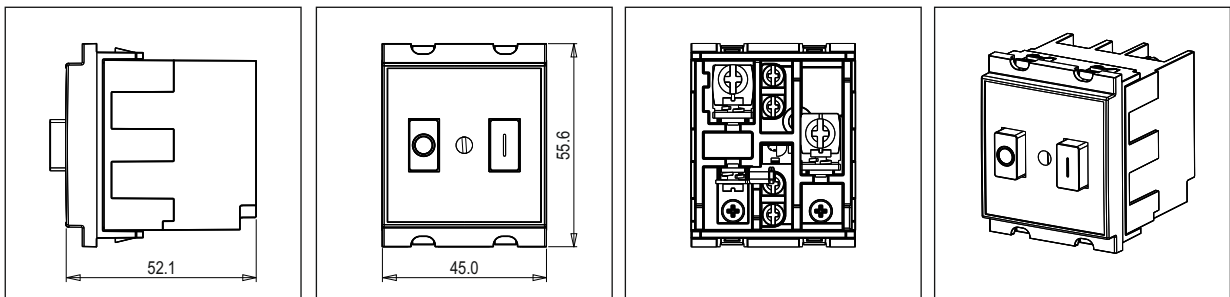


|                         |                             |
|-------------------------|-----------------------------|
| Code:                   | C525A .02                   |
| Series:                 | CUBE Series                 |
| Family:                 | Single Phase Motor Starters |
| Module Size:            | Two Module                  |
| Colour:                 | Quartz Gray                 |
| Mark:                   | Norisys                     |
| Rated supply voltage:   | 240V                        |
| Maximum resistive load: | 0.60A-1.00A                 |
| Dimensions:             | 55.6mm x 45.0mm x 52.1mm    |
| Weight:                 | 110.8g                      |


Wiring Diagram:



Drawings:



Installation:



Installation of the product should be carried out in compliance with the current regulations regarding the installation of electrical systems in the country where the product is installed.

The product should be installed by a trained professional following all safety norms.

Keep away from water and wet surfaces. While mounting the product, hands should not be wet.